

Thermal Flush

Timberland Collection

TF-138, TF-II, TAS-III



Shown in white with optional 24 x 12 windows

Modern, Durable, Affordable


Available in 1-3/8", 2" and 3" models our Thermal Flush Series offers a clean modern look for any building. Designed to combine the thermal door dependability with contemporary design to provide you with a clean, crisp look and strong insulating performance.

 **northcentral**
D O O R C O M P A N Y
Signature quality and innovation since 1966.

Thermal Flush

Product Information

Available Colors*



WHITE




BROWN



EARTHTONE



ALMOND



SANDSTONE



SEPIA



GREEN



BEIGE

* > 24" wide White or K. White only

Window Options



PLAIN



CASCADE



SAVANNA



STOCKBRIDGE



WYNDBRIDGE



SUNBURST



24" X 12"




24" X 8"



COLONIAL



CATHEDRAL



SHERWOOD



STOCKTON



HERITAGE



PLAIN LONG PANEL

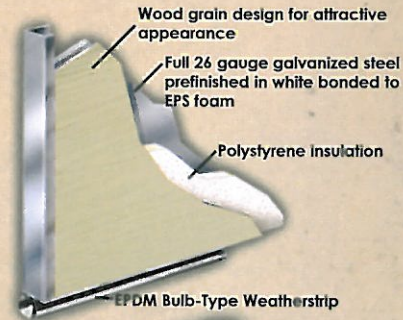
*3" model can only have the 24 x 12 or 24 x 8 windows



Modern, Durable & Affordable
shown in Sandstone

Door Details

- Strong wood grain embossed 26 gauge hot-dipped galvanized steel. Pre-finished exterior and interior then coated with baked-on polyester primer and acrylic finish.
- Flush design for that stream-line, modern look.
- Polystyrene insulation bonded to 26 gauge steel skin, providing thermal protection to the edge of each section.
- Tough PVC seal provides continuous thermal break on all sections, reducing thermal transmissions. Uniquely designed tongue & groove section joints create weather-resistant seal against rain, snow and wind.
- 18 gauge hot-dipped galvanized center stiles are recessed, concealed and carried the full height of the section providing superior strength and durability compared to commonly used hinge pads.
- Tough "U"-shaped bottom astragal helps protect against the elements.
- Hinges are 14 gauge-minimum, hot-dipped galvanized steel for lasting durability.



Optional Features

- Fade-Resistant Kynar Colors available in White, Beige, Green and Sepia
- Wind Load Certification-in accordance with ASTM-E330 and ANSI/DASMA 108-2002
- Keyed or Slide Lock Set (slide lock standard on commercial size doors and 3" model.)
- 10 Ball Rollers (standard on Commercial sizes & 3" model; optional on Residential)

Distributed By:



Printed Colors may vary slightly from actual colors. Please visit your local dealer for actual color swatches. As NCDC continuously strives to improve our products, all specifications listed on this brochure are subject to change without notice or obligation.



WWW.NORTHCENTRALDOOR.COM